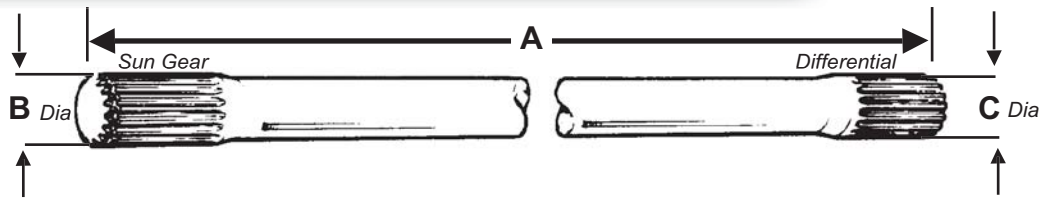
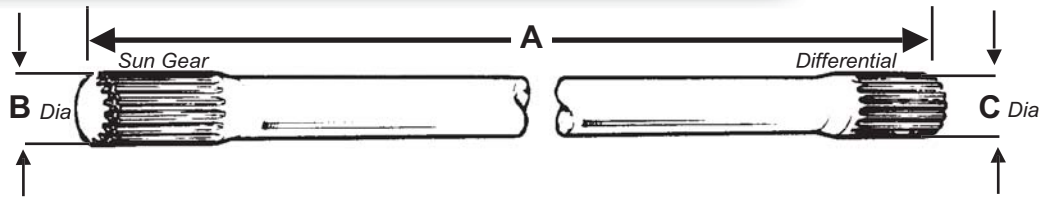


ROCKWELL / MERITOR AXLE SHAFTS



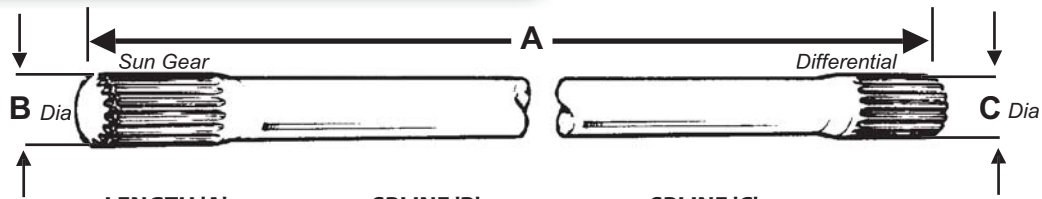
AMP PART NUMBER	LENGTH 'A' INCHES	SPLINE 'B' DIAMETER / COUNT	SPLINE 'C' DIAMETER / COUNT	AXLE MODEL
4002519	34 ⁷ / ₁₆ "	1 ³ / ₄ "-19	1 ³ / ₄ "-19	PRS204
4002535	34 ²¹ / ₃₂ "	2 ¹ / ₈ "-22	2"-21	PRC673
4002510	38 ⁷ / ₁₆ "	1 ³ / ₄ "-19	1 ³ / ₄ "-19	PR50
4002522	39 ¹⁵ / ₁₆ "	1 ⁷ / ₈ "-20	1 ³ / ₄ "-19	PRLS593, PRLS594
4002505	41 ⁵ / ₁₆ "	1 ⁷ / ₈ "-20	1 ³ / ₄ "-19	PR76, PRLS624, PRLS625
4002547	42 ³ / ₄ "	1 ⁷ / ₈ "-20	1 ³ / ₄ "-19	PRC593, PRC594
4002500	43"	1 ³ / ₄ "-19	1 ³ / ₄ "-19	PR51, PR68, PRS204
4002521	43 ¹⁹ / ₃₂ "	1 ⁷ / ₈ "-20	1 ³ / ₄ "-19	PRLS593
4002530	43 ⁷ / ₈ "	2- ¹ / ₈ "-22	2 ¹ / ₈ "-22	PRC673
4002518	44 ¹ / ₈ "	1 ³ / ₄ "-19	1 ³ / ₄ "-19	PRS204
4002532	44 ¹ / ₈ "	2 ¹ / ₈ "-22	2 ¹ / ₈ "-22	PR158
4002536	44 ³ / ₈ "	2 ¹ / ₈ "-22	2 ¹ / ₈ "-22	PRC673
4002543	44 ⁵ / ₈ "	2 ¹ / ₈ "-22	1 ⁷ / ₈ "-20	PR151, PRM151, PRM672
4002523	44 ⁵ / ₈ "	2 ¹ / ₈ "-22	2 ¹ / ₈ "-22	PR150, PRM150
4002501	44 ¹⁵ / ₁₆ "	1 ⁷ / ₈ "-20	1 ³ / ₄ "-19	PR75, PR78, PRLS624
4002528	44 ¹⁵ / ₁₆ "	2 ¹ / ₈ "-22	1 ⁷ / ₈ "-20	PRC672
4002548	45"	1 ⁷ / ₈ "-20	1 ³ / ₄ "-19	PRC593, PRC594
4002529	45"	2 ¹ / ₈ "-22	2 ¹ / ₈ "-22	PRC673
4002503	45 ¹ / ₁₆ "	1 ⁷ / ₈ "-20	1 ⁷ / ₈ "-20	PR130, PRM130, PRC694
4002524	45 ¹ / ₁₆ "	1 ⁷ / ₈ "-20	1 ⁷ / ₈ "-20	PR130, PRM130, PRC694
4002540	45 ¹ / ₈ "	2 ¹ / ₈ "-22	1 ⁷ / ₈ "-20	PRC863
4002537	45 ³ / ₈ "	2 ¹ / ₈ "-22	1 ⁷ / ₈ "-20	PRC672

ROCKWELL / MERITOR AXLE SHAFTS



AMP PART NUMBER	LENGTH 'A' INCHES	SPLINE 'B' DIAMETER / COUNT	SPLINE 'C' DIAMETER / COUNT	AXLE MODEL
4002513	45 3/8"	1 3/4"-19	1 7/8"-20	PRC184
4002533	45 1/2"	2 1/8"-22	2 1/8"-22	PRC673, PRC864
4002509	45 9/16"	1 7/8"-20	1 3/4"-19	PR125, PRM125
4002520	45 13/16"	1 7/8"-20	1 3/4"-19	PRLS593
4002507	46 1/16"	1 7/8"-20	1 3/4"-19	PR75
4002545	46 3/8"	2 1/8"-22	2 1/8"-22	PR158
4002541	46 1/2"	1 7/8"-20	1 7/8"-20	PRC726
4002542	46 5/8"	2 1/8"-22	2 1/8"-22	PRC864
4002538	47"	2 1/8"-22	1 7/8"-20	PRC672
4002502	47 3/16"	1 7/8"-20	1 3/4"-19	PR75, PR78, PRLS624
4002539	47 3/8"	2 1/8"-22	1 7/8"-20	PRC863
4002549	47 1/2"	2 1/8"-41	1 7/8"-20	PRC1103
4002550	47 1/2"	2 1/8"-41	2 1/8"-41	PRC1105
4002514	47 13/16"	1 7/8"-20	1 3/4"-19	PR125, PRM125
4002512	48 3/8"	2 3/8"-24	2 3/8"-24	PR258, PRM258, PRC1757
4002551	48 1/2"	2 3/8"-24	2 1/8"-22	PR235
4002552	49 9/16"	2 3/8"-24	2 3/8"-24	PR305, PRC1935
4002553	49 3/4"	2 1/8"-41	1 7/8"-20	PRC1103
4002554	49 3/4"	2 1/8"-41	2 1/8"-41	PRC1105
4002555	50 3/4"	2 3/8"-24	2 1/8"-22	PR235
4002511	50 7/8"	2 3/8"-24	2 3/8"-24	PR258, PRM258, PRC1757
4002556	52 1/16"	2 3/8"-24	2 3/8"-24	PR305, PRC1935
4002557	56 1/2"	2 1/8"-41	2 1/8"-41	PRLC1736
4002558	60 5/8"	2 1/8"-41	2 1/8"-41	PRLC1736

EATON AXLE SHAFTS



AMP PART NUMBER	LENGTH 'A' INCHES	SPLINE 'B' DIAMETER / COUNT	SPLINE 'C' DIAMETER / COUNT	AXLE MODEL
4000709	25 ³ / ₄ "	2 ¹ / ₈ "-16	2 ¹ / ₈ "-16	BOGIE
4000702	41 ⁷ / ₃₂ "	1 ⁷ / ₈ "-16	1 ⁷ / ₈ "-16	W3117, WR31, WR3
4000701	44 ¹¹ / ₃₂ "	1 ⁷ / ₈ "-16	1 ⁷ / ₈ "-16	W3127, WR31, WR3
4000703	44 ¹¹ / ₃₂ "	1 ³ / ₄ "-19	1 ³ / ₄ "-19	W3120
4000705	44 ¹³ / ₁₆ "	1 ⁷ / ₈ "-16	1 ⁷ / ₈ "-16	WR6
4000700	44 ¹⁵ / ₁₆ "	1 ⁷ / ₈ "-16	1 ⁷ / ₈ "-16	W3128, W5128, WR5, WR6
4000710	47 ¹ / ₄ "	1 ¹⁵ / ₁₆ "-39	1 ¹⁵ / ₁₆ "-39	WR7 L/D Lockside
4000716	47 ¹ / ₄ "	1 ¹⁵ / ₁₆ "-39	1 ⁷ / ₈ "-39	WR7
4000704	48 ⁵ / ₁₆ "	1 ⁷ / ₈ "-16	1 ⁷ / ₈ "-16	WR51, WR5
4000706	48 ¹³ / ₁₆ "	1 ⁷ / ₈ "-16	1 ⁷ / ₈ "-16	WR6
4000708	48 ¹³ / ₁₆ "	1 ⁷ / ₈ "-16	2"-36	WR6 L/D
4000715	48 ¹³ / ₁₆ "	1 ¹⁵ / ₁₆ "-39	1 ⁷ / ₈ "-39	WR7
4000712	49 ³ / ₆₄ "	1 ¹⁵ / ₁₆ "-39	1 ¹⁵ / ₁₆ "-39	WR7 L/D
4000707	54 ⁵ / ₈ "	1 ⁷ / ₈ "-16	1 ⁷ / ₈ "-16	WR6
4000717	54 ¹³ / ₁₆ "	1 ¹⁵ / ₁₆ "-39	1 ⁷ / ₈ "-39	WR7

DANA / CLARK AXLE SHAFTS

AMP PART NUMBER	LENGTH 'A' INCHES	SPLINE 'B' DIAMETER / COUNT	SPLINE 'C' DIAMETER / COUNT	AXLE MODEL
4000301	42 ³ / ₁₆ "	1 ¹⁵ / ₁₆ "-16	1 ¹⁵ / ₁₆ "-16	17600
4000304	45"	1 ¹⁵ / ₁₆ "-16	1 ¹⁵ / ₁₆ "-16	17800 HD
4000302	51"	2 ¹ / ₁₆ "-24	2 ¹ / ₁₆ "-24	19640
4000303	51"	1 ¹⁵ / ₁₆ "-39	1 ¹⁵ / ₁₆ "-39	19640 (15D)

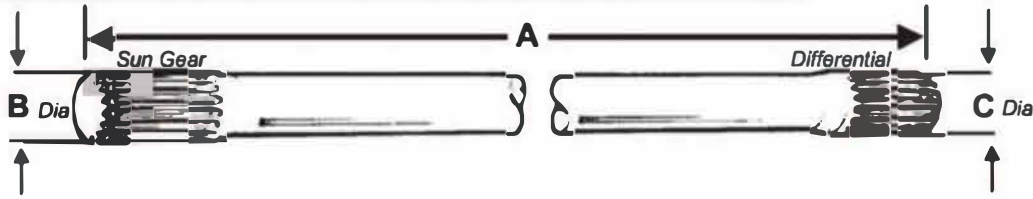
GKN / CENTRAX - TREE FARMER AXLE SHAFTS

AMP PART NUMBER	LENGTH 'A' INCHES	SPLINE 'B' DIAMETER / COUNT	SPLINE 'C' DIAMETER / COUNT	AXLE MODEL
40004100	46 ¹ / ₄ "	1 ³ / ₄ "-19	1 ³ / ₄ "-19	RP10/10, RP12/10





FRANKLIN AXLE SHAFTS



AMP PART NUMBER	FRANKLIN PART NO.	LENGTH 'A' INCHES	SPLINE 'B' DIAMETER / COUNT	SPLINE 'C' DIAMETER / COUNT	AXLE MODEL
40010002	1016748	43 1/8	1.750 - 19	1.750" - 34	F-185
40010005	1500363	45 5/8	2" - 16	2" - 16	F-230 F-240
40010006	1019368	45 5/8	2" - 16	1.850" - 36	F-230, F-240, F-245
40010007	1059236	25 13/16	2" - 16	1.850" - 36	10052235, 10052245
40010008	1034836	48 15/16	2" - 16	1.850" - 36	F-245
40010009	1049280	53 1/16	2" - 16	2" - 41	F-245 F-320 F-340
40010010	1031863	51 9/16	2" - 16	1.850" - 36	F-255, F-256, F-257, F-400
40010011	1049279	50 5/16	2" - 16	2" - 41	F-245 F-320 F-340
40010013	1037085	28 1/2	2" - 16	1.850" - 36	10052235, 10052245
40010014	1037350	36 3/4	2" - 16	2" - 16	F-792 (1005792)
40010016	1070548	46 7/16	2" - 16	1.850" - 36	F-242
40010017	1047726	50 5/16	2.290" - 22	2" - 41	F-340, F-345, F-401
40010018	1047727	53 1/16	2.290" - 22	2" - 41	F-340, F-345, F-401
40010020	1031861	48 3/4	2" - 16	1.850" - 36	F-250
40010021	1042619	56 15/16	2" - 16	1.850" - 36	
40010022	1042620	59 1/4	2" - 16	1.850" - 36	F-256
40010023	1029494	18 5/8	2" - 16	2" - 16	
40010024	1037086	21 1/16	2" - 16	2" - 16	10052235, 10052245
40010025	1042877	28 17/21	2" - 16	2" - 16	
40010026	1044042	21 17/21	2" - 16	2" - 16	
40010027	1049747	58 5/16	2" - 16	2" - 41	
40010028	1049748	61 1/16	2" - 16	2" - 41	
40010029	1053201	38 15/16	2" - 16	2" - 16	
40010030	1058141	41 1/8	2" - 16	2" - 16	F-792 (1005792)
40010031	1064344	23 15/16	2" - 16	2" - 16	